

Dialog Room Controller - KIT #9

Double Classroom

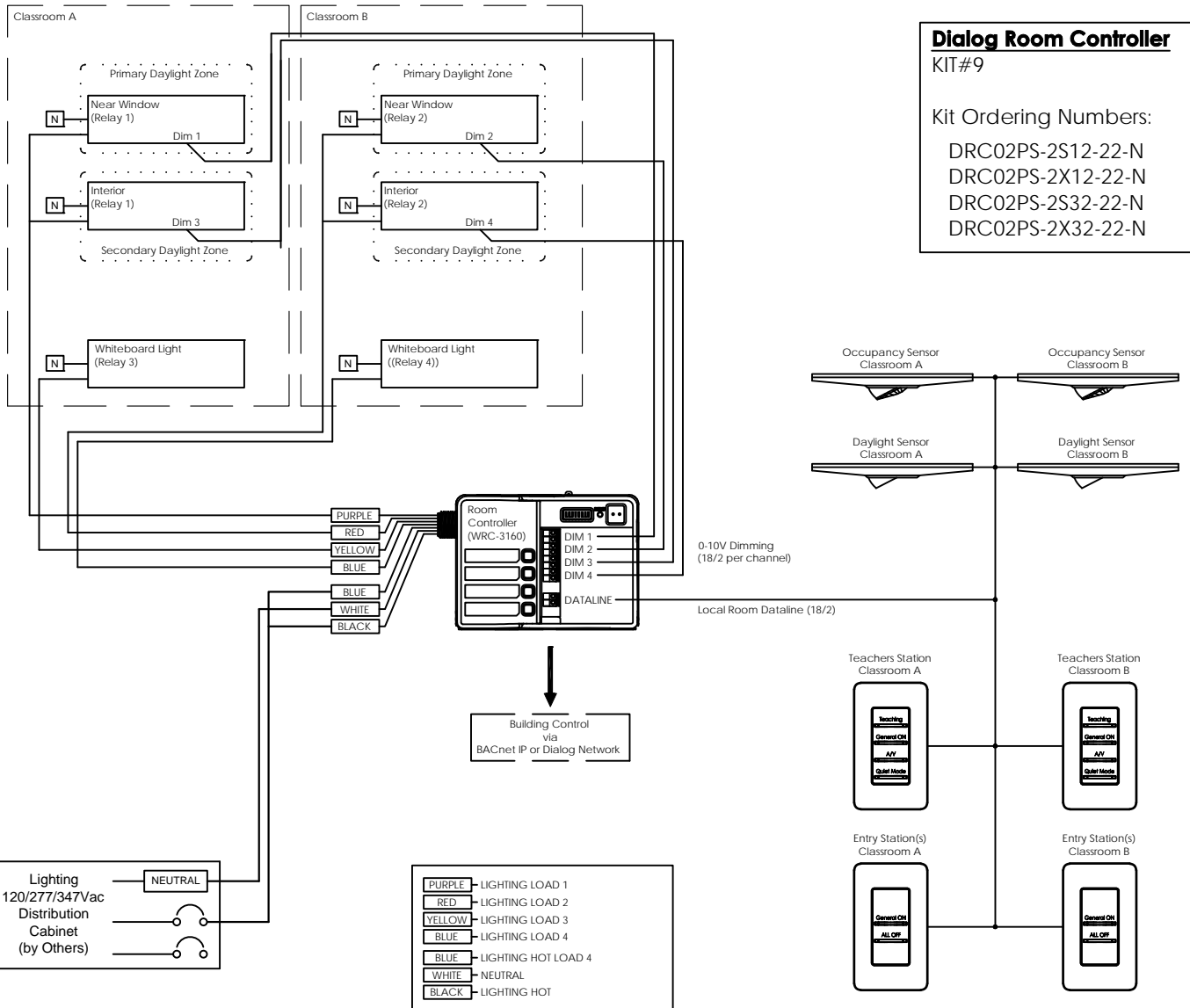
- Windows Perpendicular to Teaching Wall
- Occupancy Control (Auto ON /Auto OFF)
- Daylight Control (2 zones per room)
- Light Control (2 zones per room)
- Dimming Control (2 zones per room)
- Entry Station (General ON/ALL OFF)
- Teacher Station (Teaching, General ON, A/V, Quiet Mode)

Options

- Additional Occupancy Sensors (4 max.)
- Vacancy Control (Manual ON / Auto OFF)
- Extended Lens range: 54' diameter (standard 28")

Operation

- Upon Entry Occupancy sensor switches lights and receptacles ON
- Daylight Sensor maintains light level based on light level pre-set
- Entry Station (ON/OFF) and Teacher Station (GENERAL, TEACHING, A/V, ALL, DIMMING) provide manual control of lights
- Upon Exit and after Occupancy sensor times out, lights and receptacles switched OFF.
- Lights can be switched OFF manually at Entry Station and Teacher Station



Dialog Room Controller KIT #9

Kit Ordering Numbers:

- DRC02PS-2S12-22-N
- DRC02PS-2X12-22-N
- DRC02PS-2S32-22-N
- DRC02PS-2X32-22-N

Dialog Room Controller - KIT #10

Double Classroom with Emergency Lighting

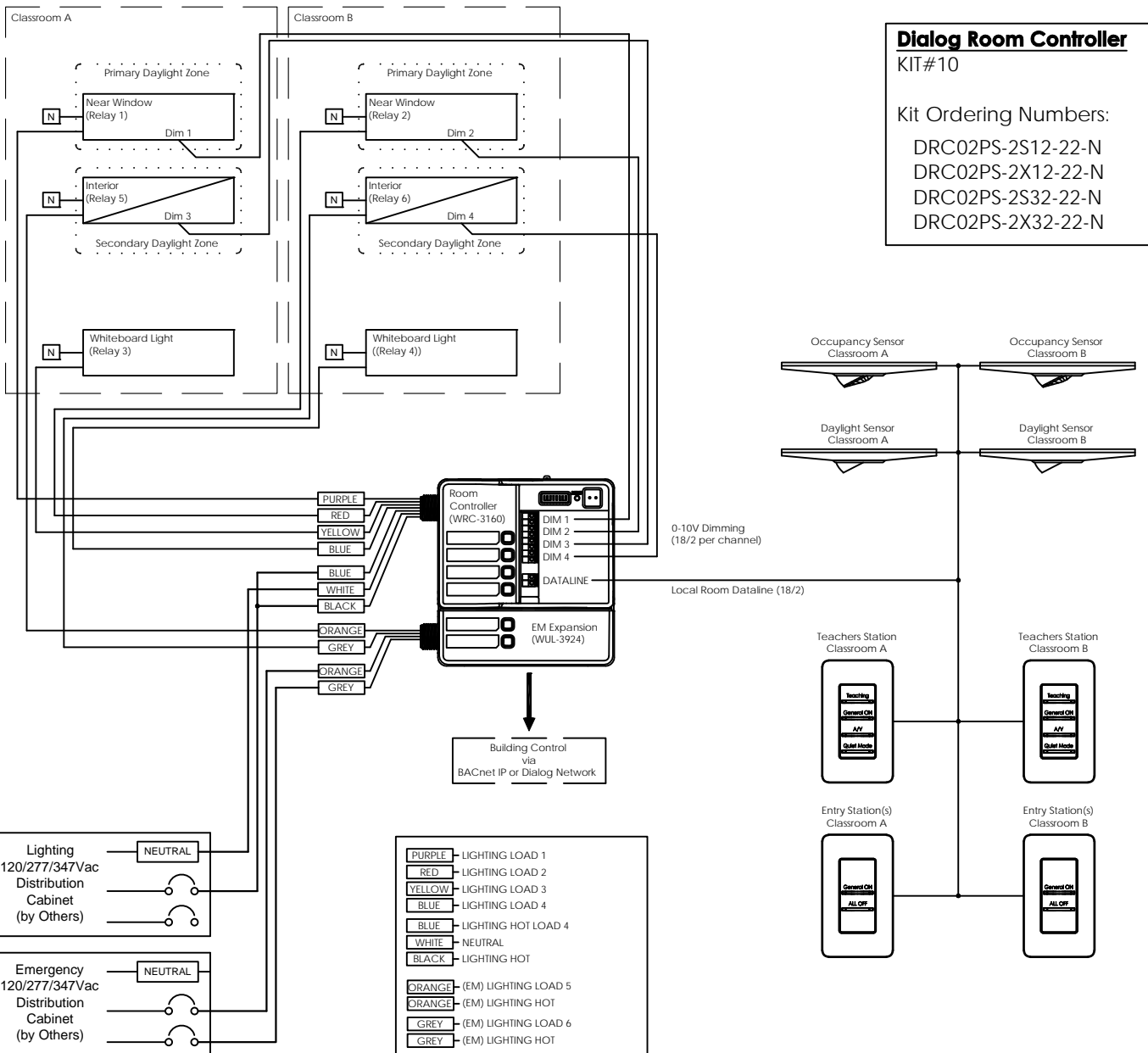
- Windows Perpendicular to Teaching Wall
 - Occupancy Control (Auto ON /Auto OFF)
 - Daylight Control (2 zones per room)
 - Light Control (3 zones per room)
 - Dimming Control (2 per room)
 - Entry Station (General ON/ALL OFF)
 - Teacher Station (Teaching, General ON, A/V, Quiet Mode)
- Emergency Lighting Control (2 zones Orange & Grey)
(Requires UL924 Relay Expansion Pack)

Options

- Additional Occupancy Sensors (4 max.)
- Vacancy Control (Manual ON / Auto OFF)
- Extended Lens range: 54" diameter (standard 28")

Operation

- Upon Entry Occupancy sensor switches lights and receptacles ON
- Daylight Sensor maintains light level based on light level pre-set
- Entry Station and Teacher Station provide manual control of lights
- Upon Exit and after Occupancy sensor times out, lights and receptacles switched OFF.
- Lights can be switched OFF manually at Entry Station and Teacher Station
- During power failure UL924 listed relays are automatically switched ON by back-up power source switching designated emergency lights ON and to full-bright. Emergency lights remain ON with all controls disabled until primary power is restored.



Dialog Room Controller - KIT #11

Office

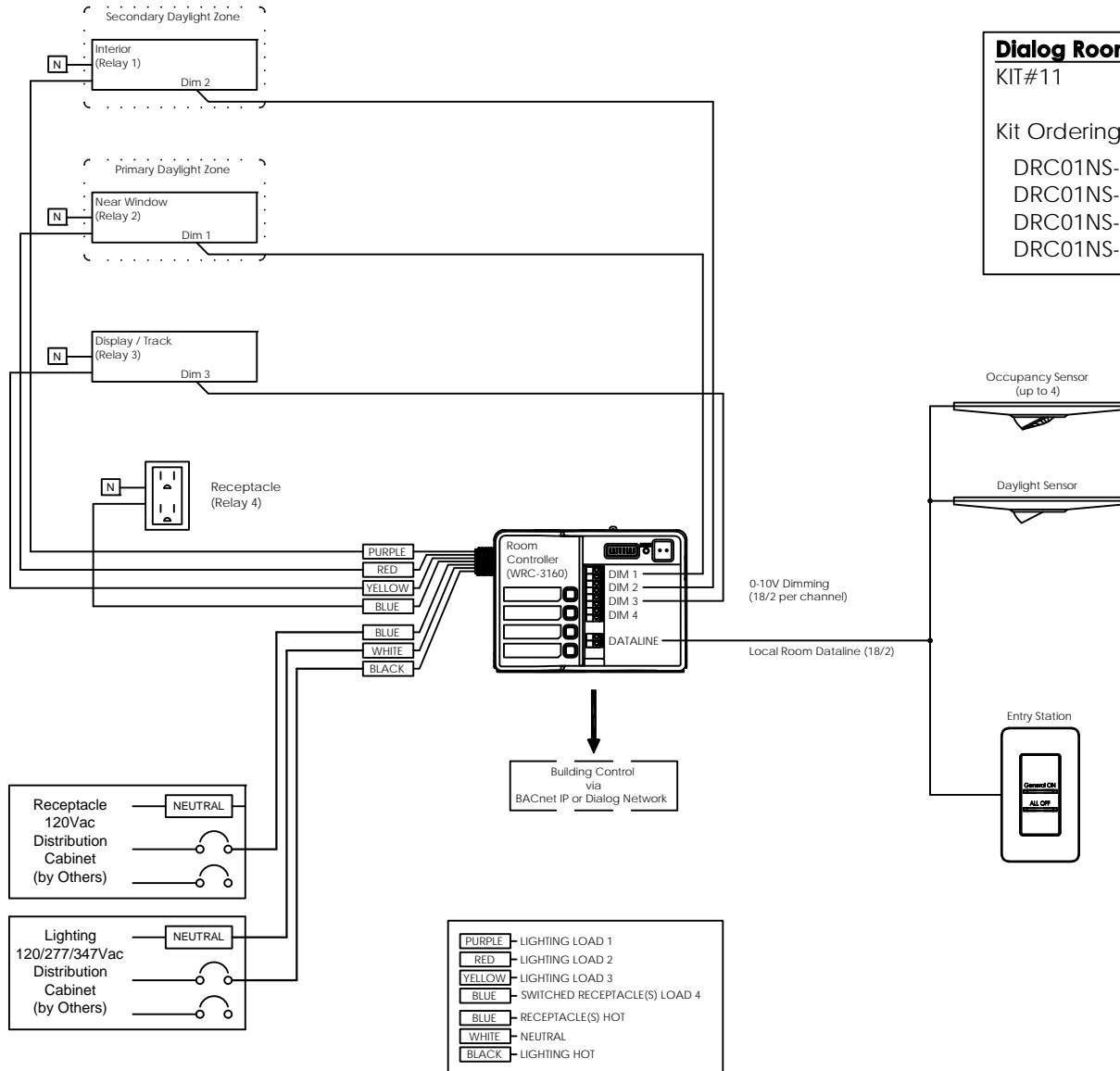
- Occupancy Control (Auto ON /Auto OFF)
- Daylight Control (2 zones)
- Light Control (3 zones)
- Receptacle Control
- Dimming Control (3 zones)
- Wall Station (General ON/ALL OFF)

Options

- Additional Occupancy Sensors (4 max.)
- Vacancy Control (Manual ON / Auto OFF)
- Extended Lens range: 54" diameter (standard 28")

Operation

- Upon Entry Occupancy sensor switches lights and receptacles ON
- Daylight Sensor maintains light level based on light level pre-set
- Office Wall Station provides manual control of lights
- Upon Exit and after Occupancy sensor times out, lights and receptacles switched OFF.
- Lights can be switched OFF manually at Office Wall Station



Dialog Room Controller - KIT #12

Office with Emergency Lighting

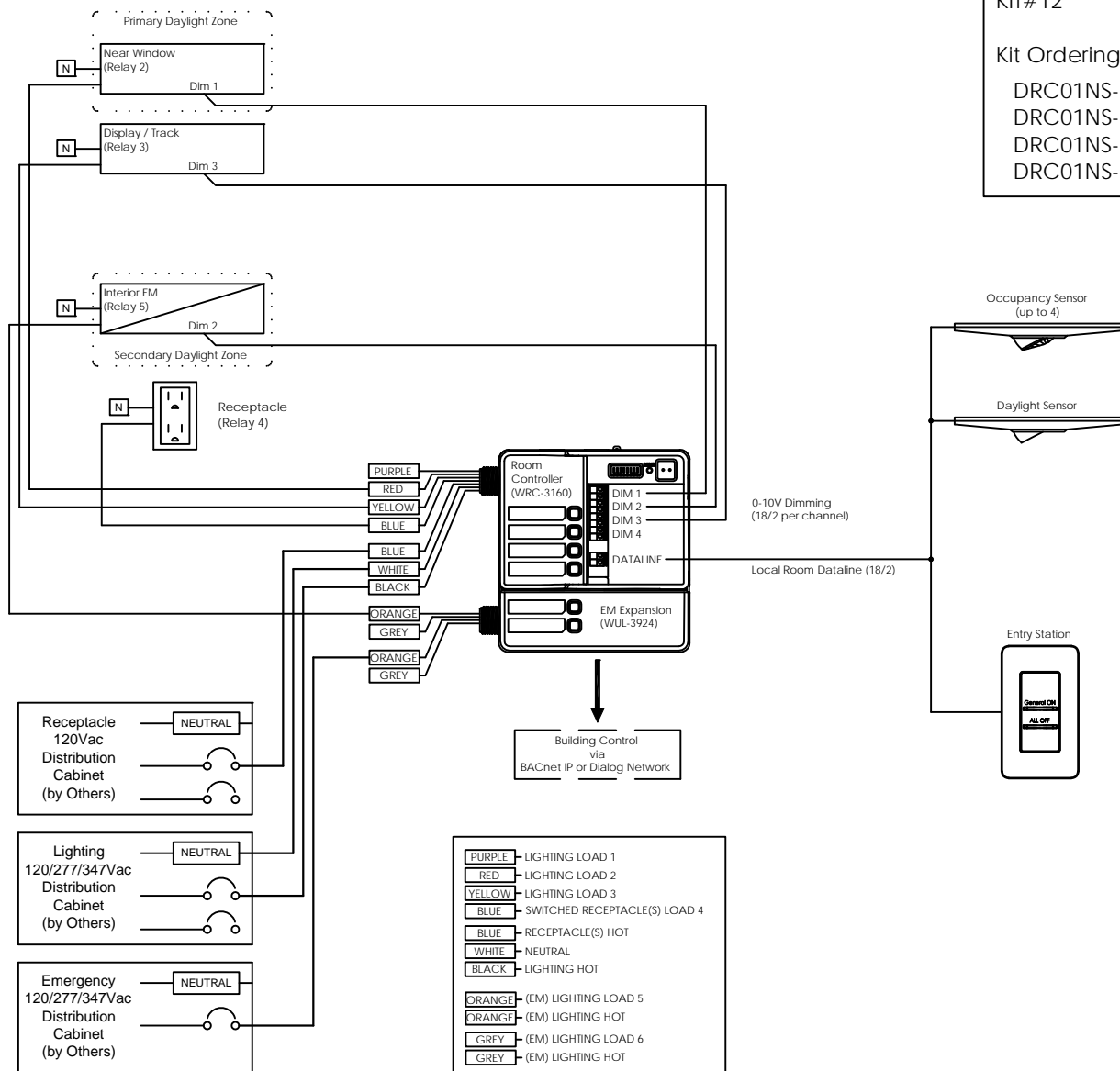
- Occupancy Control (Auto ON / Auto OFF)
- Daylight Control (2 zones)
- Light Control (3 zones)
- Receptacle Control
- Dimming Control (3 zones)
- Wall Station (General ON/ALL OFF)
- Emergency Lighting Control (1 zones Orange)
(Requires UL924 Relay Expansion Pack)

Options

- Additional Occupancy Sensors (4 max.)
- Vacancy Control (Manual ON / Auto OFF)
- Extended Lens range: 54' diameter (standard 28")

Operation

- Upon Entry Occupancy sensor switches lights and receptacles ON
- Daylight Sensor maintains light level based on light level pre-set
- Office Wall Station provides manual control of lights
- Upon Exit and after Occupancy sensor times out, lights and receptacles switched OFF.
- Lights can be switched OFF manually at Office Wall Station
- During power failure UL924 listed relays are automatically switched ON by back-up power source switching designated emergency lights ON and to full-bright. Emergency lights remain ON with all controls disabled until primary power is restored.



Dialog Room Controller KIT#12

Kit Ordering Numbers:

- DRC01NS-1S11-03-E
- DRC01NS-1X11-03-E
- DRC01NS-1S31-03-E
- DRC01NS-1X31-03-E

Dialog Room Controller - KIT #13

Office

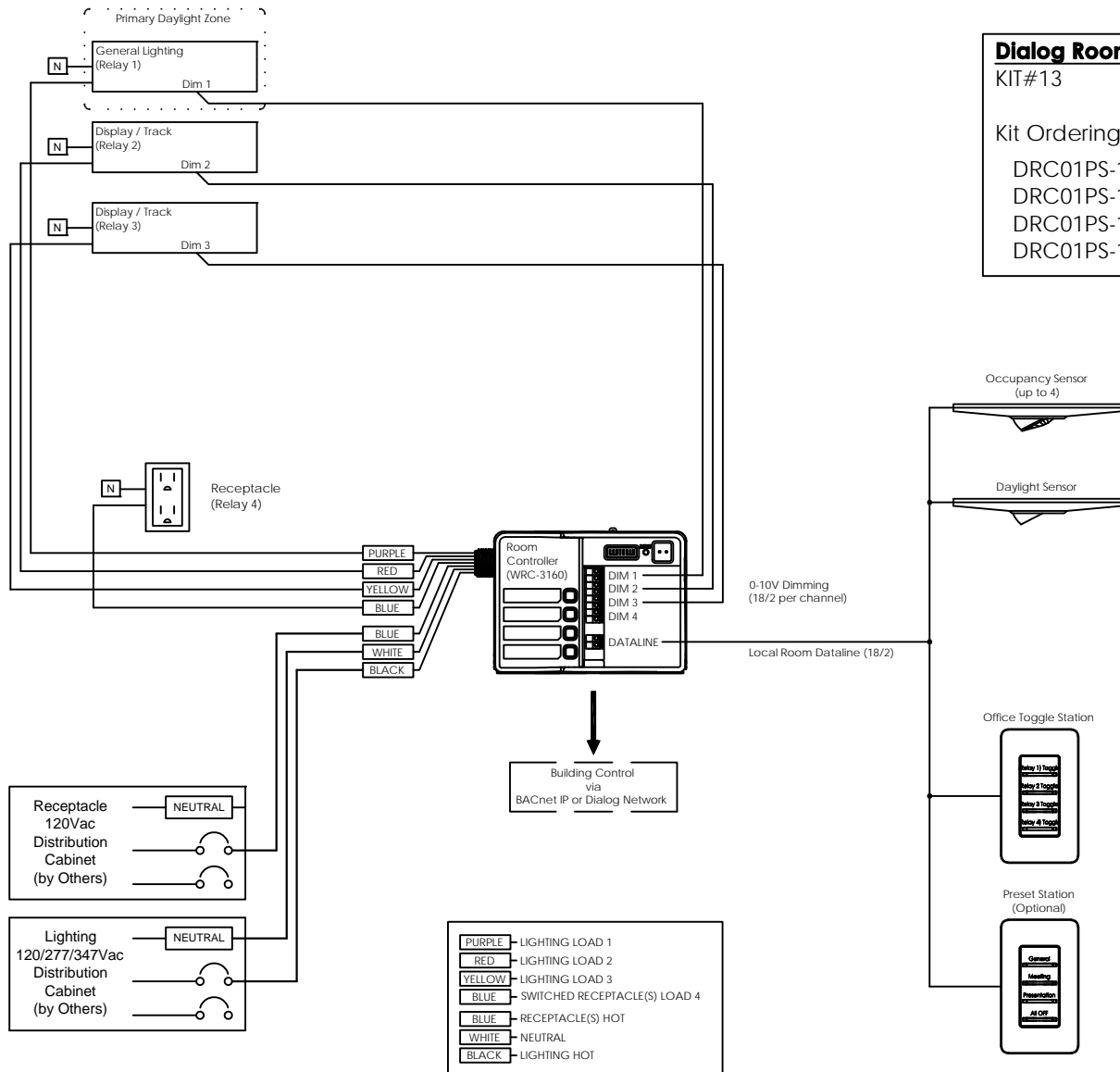
- Occupancy Control (Auto ON / Auto OFF)
- Daylight Control (2 zones)
- Light Control (3 zones)
- Receptacle Control
- Dimming Control (3 zones)
- Wall Station (4-button toggle)

Options

- Additional Occupancy Sensors (4 max.)
- Vacancy Control (Manual ON / Auto OFF)
- Extended Lens range: 54' diameter (standard 28")

Operation

- Upon Entry Occupancy sensor switches lights and receptacles ON
- Daylight Sensor maintains light level based on light level pre-set
- Office Wall Station provides manual control of lights
- Upon Exit and after Occupancy sensor times out, lights and receptacles switched OFF.
- Lights and receptacle can be switched OFF manually at Wall Station



Dialog Room Controller KIT#13

Kit Ordering Numbers:

- DRC01PS-1S11-30-N
- DRC01PS-1X11-30-N
- DRC01PS-1S31-30-N
- DRC01PS-1X31-30-N

Dialog Room Controller - KIT #14

Office with Emergency Lighting

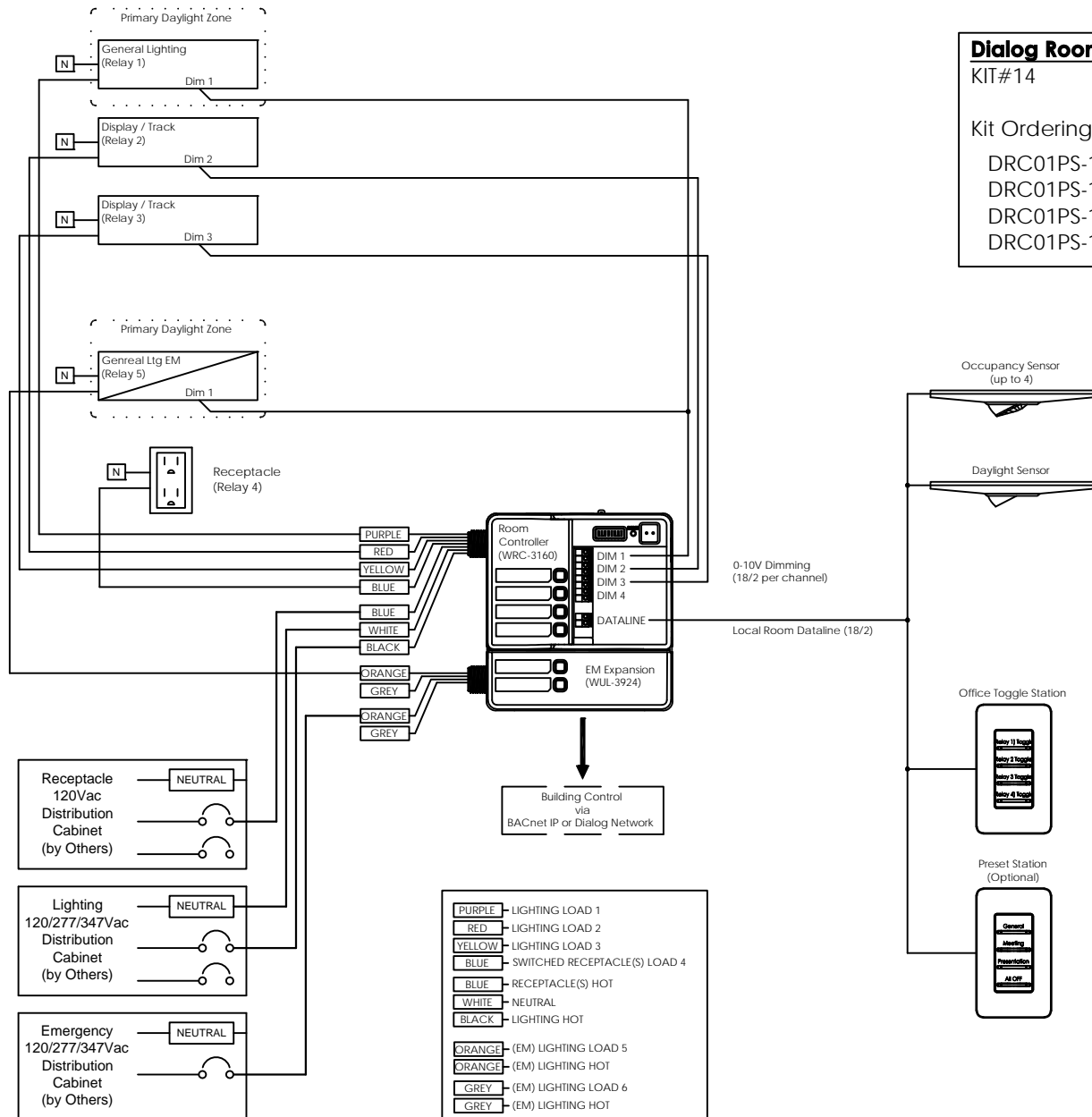
- Requires UL924 Relay Expansion Pack (orange)
- Occupancy Control (Auto ON / Auto OFF)
- Daylight Control (2 zones)
- Light Control (3 zones)
- Receptacle Control
- Dimming Control (3 zones)
- Wall Station (4-button)
- Emergency Lighting Control (1 zones Orange)
(Requires UL924 Relay Expansion Pack)

Options

- Additional Occupancy Sensors (4 max.)
- Vacancy Control (Manual ON / Auto OFF)
- Extended Lens range: 54" diameter (standard 28")

Operation

- Upon Entry Occupancy sensor switches lights and receptacles ON
- Daylight Sensor maintains light level based on light level pre-set
- Office Wall Station provides manual control of lights
- Upon Exit and after Occupancy sensor times out, lights and receptacles switched OFF.
- Lights and receptacle can be switched OFF manually at Wall Station
- During power failure UL924 listed relays are automatically switched ON by back-up power source switching designated emergency lights ON and to full-bright.
- Emergency lights remain ON with all controls disabled until primary power is restored.



Dialog Room Controller - KIT #15

Two Offices, One Dialog Room Controller

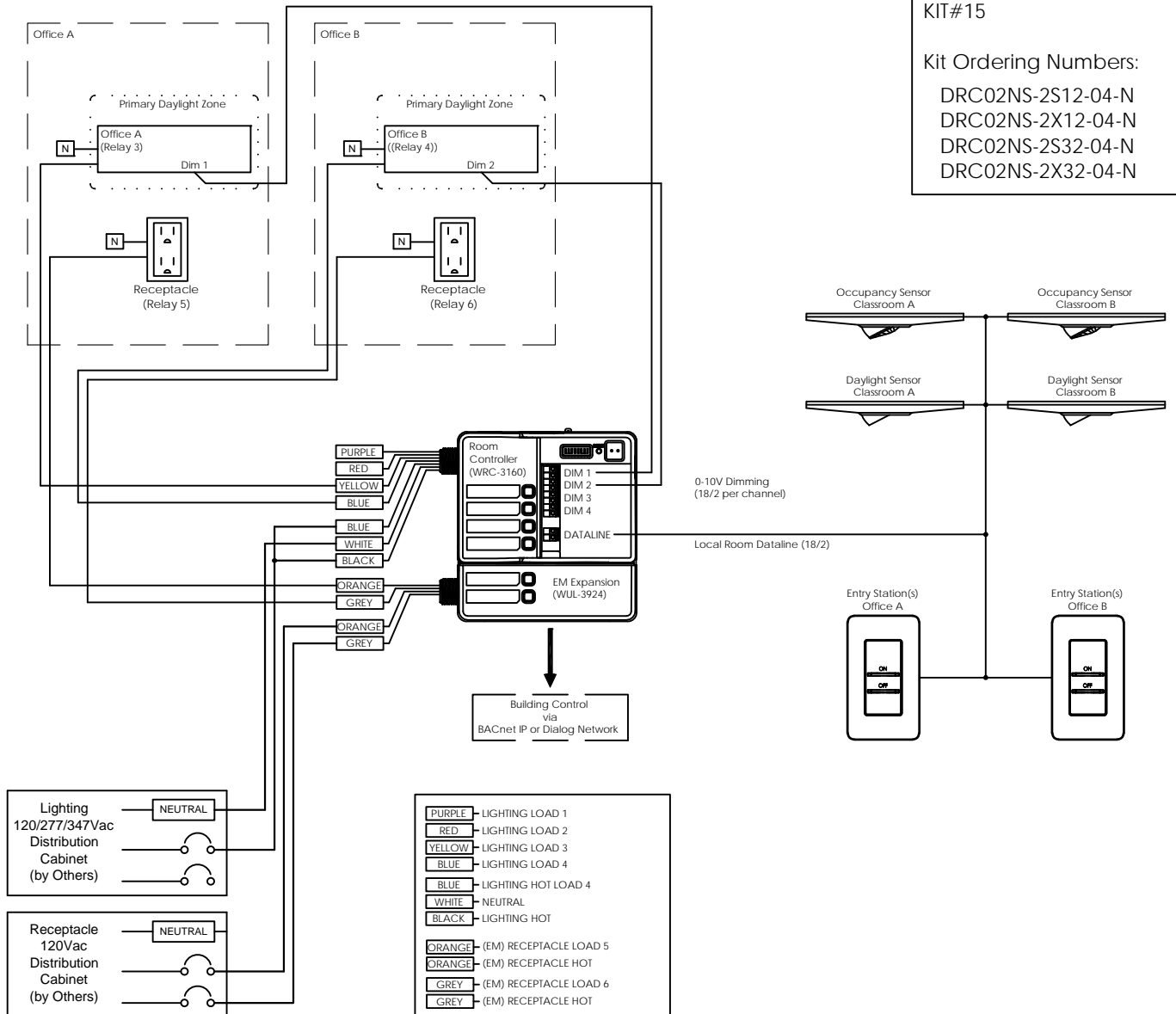
- Occupancy Control (Auto ON /Auto OFF)
- Daylight Control (1 zones per room)
- Light Control (2 zones per room)
- Receptacle Control
- Dimming Control (1 zones per room)
- Wall Station (ON/OFF)
- UL924 Relay Expansion for additional light load (2 zones Orange & Grey)

Options

- Additional Occupancy Sensors (4 max.)
- Vacancy Control (Manual ON / Auto OFF)
- Extended Lens range: 54" diameter (standard 28")

Operation

- Upon Entry Occupancy sensor switches lights and receptacles ON
- Daylight Sensor maintains light level based on light level pre-set
- Entry Station and Teacher Station provide manual control of lights
- Upon Exit and after Occupancy sensor times out, lights and receptacles switched OFF.
- Lights can be switched OFF manually at Entry Station and Teacher Station



Dialog Room Controller
KIT#15

Kit Ordering Numbers:
 DRC02NS-2S12-04-N
 DRC02NS-2X12-04-N
 DRC02NS-2S32-04-N
 DRC02NS-2X32-04-N